



MAXUS

V80
Mini Bus



MAXUS V80 Mini Bus Specification

| | |
|--------------------------------|--|
| ENGINE | 2.5L Diesel Engine TDCI E4, 16 Valve Direct Injection Common Rail Fuel System Turbocharger with Intercooler |
| PERFORMANCE | POWER-136 Hp @ 3800 rpm TORQUE-330 Nm @1800-2800 rpm 80 Liters Fuel Tank Capacity Fuel Economy Combined Average 100 Km/7.7 Liter |
| TRANSMISSION | 6 Speed Manual Transmission Front Wheel Drive, Transversal Arrangement Differential Front Axle |
| BRAKES | Front and Rear Ventilated Disc Brake Rear Disc Service Brake with Park Interlock Mechanical Parking Brake |
| SUSPENSION | Mac Pherson Strut Front Suspension with Shock Absorber Steel leaf spring rear suspension |
| INTERIOR AND EXTERIOR | Halogen Headlamp Crystal Type High Mounted Brake Light Vanity Light, Courtesy Light, Ignition Switch Illumination System Headlamp Leveling Setting Switch LCD Instrument Cluster 16 Seat Configuration Adjustable Driver Seat 8 Position |
| WHEELS AND STEERING | 215/75 R16 Alloy Wheel Hydraulic Power Assisted Steering Rack and Pinion Tilt/Telescope Steering Column |
| SAFETY AND SECURITY | 4 wheel ABS + EBD + BAS ISOFIX for Child Seat Anchor System Driver and Passenger Airbag with Pretensioner Seat Belt Driver Seatbelt Reminder Three points Passenger Seat Belt Central Door Locking Auto Unlock after Engine Power off |
| COMFORT AND CONVENIENCE | Front and Rear Electronic Air Conditioning AC air outlet for each row of seat Front Power Window Power and Heated Outside Rear View Mirror Rear Window Auto Defroster Reverse Parking Sensor AM/FM Radio, CD Player, USB and MP5 Playing Bluetooth Audio System |

Interior

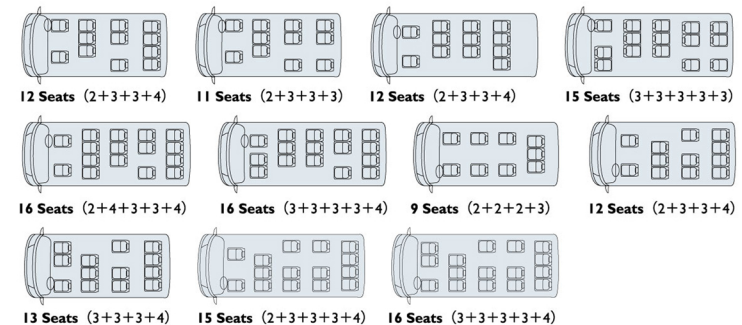


Painting



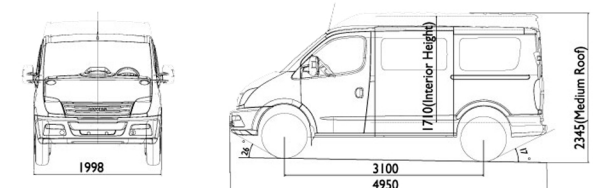
Layout of Vehicle Seats

Commuter (SVB/LWB)

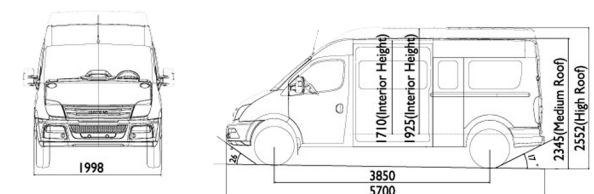


Dimension

SWB Low/Medium Roof



LWB Medium/High Roof



Note: Specification shown in illustrating above may be differ from actual equipment installed.